




The following photos and instructions are to install the
928 Motorsports, LLC.

**High-Output LED Fog Lamp Bulbs
in the
1978-1986 Fog Lamps**



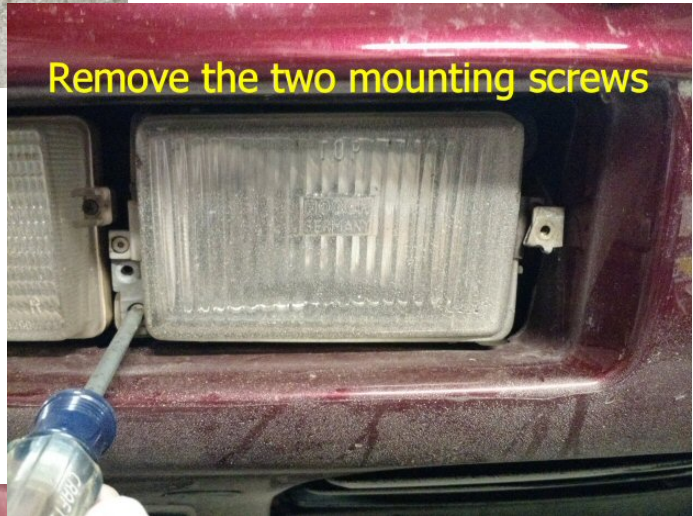
Questions? Call our toll free number 877-FOR-928M
or send an e-mail to info@928motorsports.com



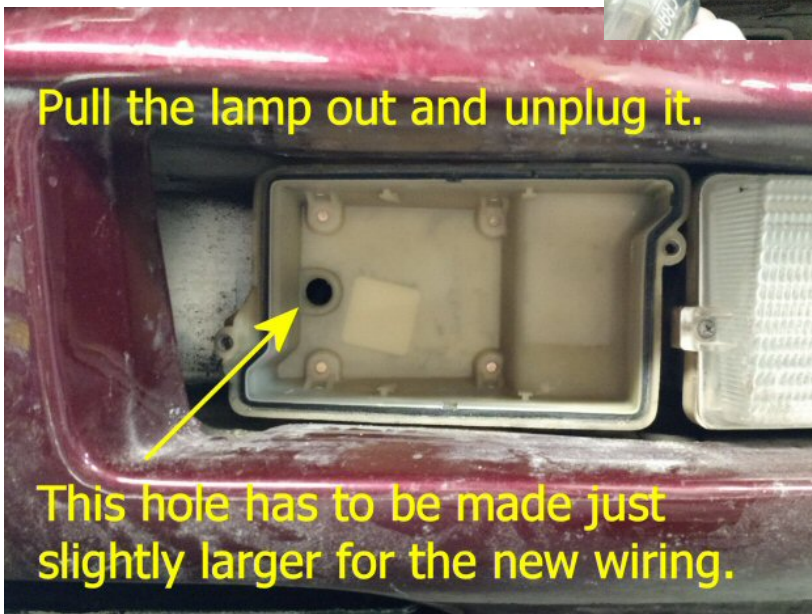
Remove the outer trim



Remove the two mounting screws



Pull the lamp out and unplug it.



Phone Toll Free: (877)FOR-928M Email: info@928motorsports.com Website: www.928motorsports.com

Copyright 2016, All Rights Reserved



a 9/16" drill bit is just the right size



...and insert the new wiring into the housing from the back.



Remove the stock Halogen bulb and install with your new LED bulb. Spread out the heat sink, and re-assemble.

Phone Toll Free: (877)FOR-928M Email: info@928motorsports.com Website: www.928motorsports.com

Copyright 2016, All Rights Reserved